


CHAMPION
DATA////

FANTASY FREAKO 2020



**IS THIS THE REAL LIFE
IS THIS JUST FANTASY**

Marsh Series

FANTASY FREAKO

POINTS PER 100MIN (MIN 2 GAMES)

Hi and welcome to the pre-season edition of the Fantasy Freako rave. The Marsh Community Series took on a different look in 2020, as the State of Origin clash was took centre stage. Nonetheless, all teams played two pre-season matches and there are plenty of numbers to analyse and dissect. As always, there were plenty of bolters, led by Christian Petracca and Darcy MacPherson. Also, a fantasy favourite, Tom Mitchell, returned from a long-term injury,

while the rookies were on show as well, with Matthew Rowell showcasing his talents.

There's no doubting that this will be one of the most challenging seasons we've ever faced, but all we can do is pick our teams and look ahead to the upcoming season.











Best of luck!

Player	Club	Pos	Price	TOG %	PPM100
Jack Viney	Melb	Mid	\$611,000	71.7%	131.8
Jack Crisp	Coll	Def	\$725,000	75.4%	129.9
Marcus Bontempelli	WB	Mid	\$777,000	79.8%	128.7
Andrew Brayshaw	Frem	Fwd/Mid	\$516,000	70.5%	126.8
Ben Ainsworth	GCS	Fwd/Mid	\$483,000	60.0%	125.7
Josh P. Kennedy	Syd	Mid	\$744,000	67.8%	125.6
Luke Dunstan	St K	Mid	\$637,000	67.7%	124.8
Matthew Rowell	GCS	Mid	\$270,000	42.5%	124.8
Brad Crouch	Adel	Mid	\$801,000	74.5%	123.2
Travis Boak	Port	Mid	\$784,000	68.7%	121.6
Taylor Adams	Coll	Mid	\$706,000	52.3%	121.1
Lachie Neale	Bris	Mid	\$777,000	84.4%	120.3
Darcy MacPherson	GCS	Fwd/Mid	\$648,000	86.2%	116.4
Dayne Zorko	Bris	Mid	\$775,000	75.5%	116.3
Todd Goldstein	NM	Ruck	\$656,000	73.9%	114.8
Will Brodie	GCS	Mid	\$612,000	73.4%	114.3
Isaac Cumming	GWS	Def	\$314,000	65.5%	114.3
Jarrold Berry	Bris	Mid	\$591,000	53.4%	111.9
Dan Houston	Port	Def/Mid	\$596,000	56.0%	111.4
Justin Westhoff	Port	Fwd/Mid	\$574,000	66.8%	111.4
Sam Powell-Pepper	Port	Fwd/Mid	\$559,000	71.1%	110.2
Christian Petracca	Melb	Fwd	\$563,000	87.1%	108.3
Quinton Narkle	Geel	Mid	\$497,000	71.0%	108.2
David Swallow	GCS	Mid	\$652,000	82.5%	107.8
Tim Membrey	St K	Fwd	\$523,000	85.6%	107.2

TOP 10 STAT LEADERS











DISPOSALS

tot

	Lachie Neale	70
	Marcus Bontempelli	64
	Darcy MacPherson	62
	T.Boak	62
	Christian Petracca	61
	Lachie Hunter	59
	David Swallow	58
	Jack Viney	58
	Brad Crouch	58
	Chris Mayne	58



HANDBALL RECEIVES

tot

	Bradley Hill	33
	Matt Crouch	32
	Jack Macrae	28
	Jacob Hopper	28
	Lachie Hunter	28
	Chris Mayne	28
	Tom Scully	27
	Brad Crouch	27
	John Noble	27
	Andrew McGrath	27










KICK IN PLAY ONS

tot

	Shannon Hurn	9
	Jasper Pittard	8
	Zach Tuohy	7
	Michael Hibberd	6
	Kade Simpson	6
	Tom Stewart	6
	Steven May	6
	Reece Conca	5
	Jack Lukosius	5
	Bryce Gibbs	5

CENTRE BOUNCE ATTENDANCES











game %

	Christian Petracca	84.0
	Jack Steele	80.0
	Josh Dunkley	77.6
	Clayton Oliver	76.0
	Lachie Neale	74.6
	Oliver Florent	74.5
	Marcus Bontempelli	74.1
	Luke Shuey	74.0
	Luke Parker	72.7
	Jarryd Lyons	71.2

TOP 10 STAT LEADERS











TACKLES

tot

	Bailey Smith	20
	Clayton Oliver	16
	Devon Smith	16
	Touk Miller	16
	Josh P. Kennedy	15
	Jack Steele	15
	Hugh Greenwood	15
	Andrew Brayshaw	15
	Jed Anderson	15
	Jack Viney	14











FIRST POSSESSIONS

tot

	Lachie Neale	24
	Jack Viney	21
	Ben Cunnington	19
	Marcus Bontempelli	18
	Josh P. Kennedy	17
	Brad Crouch	16
	Jack Steele	16
	Travis Boak	16
	Hugh Greenwood	15
	Luke Dunstan	15






RUCK CONTESTS ATTENDED

tot

	Zac Smith	144
	Todd Goldstein	140
	Stefan Martin	125
	Reilly O'Brien	125
	Sam Naismith	117
	Jonathon Ceglar	113
	Matthew Kreuzer	109
	Andrew Phillips	106
	Sam Jacobs	97
	Rowan Marshall	94

UNCONTESTED MARKS

tot

	Jack Crisp	20
	Tim Membrey	19
	Chris Mayne	18
	Sam Docherty	17
	Adam Tomlinson	17
	Jack Billings	16
	Jack Madgen	15
	Liam Duggan	15
	Jackson Nelson	15
	Brody Mihocek	14

ADELAIDE CROWS

• Ben Davis could be a smoky for the forward-line, but his limited impact has drawn parallels with last season's cash cow, Matthew Parker. Davis grabbed just one mark inside 50 in the pre-season and had six disposals in that zone.

• Brodie Smith played as a wing/half forward from Round 17 last season, averaging 25 disposals, six marks and 100 points. He won a game-high 34 disposals against the Suns in the final pre-season match as a midfielder/wingman.

AVG & RANK
1501
10TH

NAME	POS	\$	TOG	PPM100	MT	AVG	1	2
B.Smith	Def	\$646,000	78%	130.50	1	124		124
B.Crouch	Mid	\$801,000	74%	123.20	2	112	119	104
P.Seedsman	Mid	\$540,000	78%	115.80	1	110		110
R.Atkins	Mid	\$604,000	82%	93.50	2	94	99	88
M.Crouch	Mid	\$788,000	72%	99.40	2	87	73	101
R.O'Brien	Ruc	\$709,000	78%	87.90	2	84	83	84
M.Poholke	Fwd	\$288,000	73%	91.00	1	81	81	81
J.Kelly	Def	\$497,000	87%	73.30	2	77	62	92
R.Laird	Def	\$719,000	64%	97.40	2	76	38	114
B.Gibbs	Mid	\$600,000	78%	76.70	2	73	69	76
W.Milera	Def/Mid	\$570,000	78%	75.40	2	72	89	55
P.Wilson	Mid	\$328,000	64%	88.30	1	68	68	68
B.Frampton	Fwd	\$293,000	77%	71.30	1	67	67	67
D.Talia	Def	\$420,000	86%	60.30	2	63	59	67
D.Mackay	Def/Mid	\$486,000	76%	66.30	1	61	61	61
R.Sloane	Mid	\$739,000	57%	87.70	2	61	33	88
B.Crocker	Fwd	\$283,000	78%	62.80	2	60	55	65
T.Lynch	Fwd	\$663,000	80%	61.30	2	60	52	67
F.McAsey	Def	\$260,000	87%	51.90	1	55		55
D.Fogarty	Fwd	\$361,000	80%	53.10	1	52		52
T.Walker	Fwd	\$468,000	86%	50.00	1	52		52
C.Jones	Fwd	\$318,000	74%	53.30	2	48	64	32
L.Brown	Def	\$437,000	77%	50.30	2	47	32	62
J.Butts	Def	\$170,000	80%	46.90	1	46	46	46
T.Stengle	Fwd	\$327,000	77%	48.40	2	45	48	42
B.Davis	Fwd	\$170,000	80%	44.60	2	44	42	45
B.Keays	Fwd	\$338,000	45%	77.80	1	42	42	42
L.Murphy	Fwd	\$409,000	74%	34.60	2	31	24	38
N.McHenry	Mid	\$170,000	42%	59.60	1	31	31	31
E.Himmelberg	Fwd	\$439,000	76%	28.30	1	26	26	26
S.McAdam	Fwd	\$170,000	67%	19.80	1	16	16	16

BRISBANE LIONS

- Deven Robertson received plenty of praise from Chris Fagan recently and he was solid against the Blues in the final pre-season hit-out. He attended 13 centre bounces, ranked fourth for the Lions, but he's still no certainty to debut in Round 1.
- With disposal tallies of 40 and 51 in his two games at the MCG in 2019, Lachie Neale is set to get off on a flyer! He scored 57 of 91 points in the second half against the Blues from 16 disposals.

AVG & RANK
1440
11TH

NAME	POS	\$	TOG	PPM100	MT	AVG	1	2
L.Neale	Mid	\$777,000	84%	120.30	2	128	164	91
D.Zorko	Mid	\$775,000	75%	116.30	2	111	108	113
H.McCluggage	Mid	\$678,000	79%	104.10	2	103	116	89
S.Martin	Ruc	\$629,000	81%	82.40	2	84	110	58
D.Rich	Def	\$653,000	74%	84.00	2	79	89	68
J.Berry	Mid	\$591,000	53%	111.90	2	75	50	100
J.Lyons	Mid	\$723,000	75%	76.10	2	72	72	71
D.McStay	Fwd	\$383,000	81%	69.00	2	70	62	78
Z.Bailey	Def/Mid	\$358,000	75%	68.30	2	65	65	64
M.Robinson	Mid	\$695,000	74%	64.90	2	60	61	59
G.Birchall	Def	\$428,000	66%	68.50	2	57	43	70
H.Andrews	Def	\$418,000	95%	44.80	2	54	55	52
A.Witherden	Def	\$555,000	63%	66.70	2	53	48	58
D.Robertson	Mid	\$228,000	63%	66.70	1	52		52
E.Hipwood	Fwd	\$424,000	81%	47.80	2	49	64	33
L.McCarthy	Fwd	\$444,000	83%	45.70	2	48	45	50
O.McInerney	Ruc/Fwd	\$417,000	59%	60.10	2	45	40	49
C.Ah Chee	Mid	\$345,000	81%	43.30	2	44	45	43
D.Gardiner	Def	\$428,000	84%	40.50	2	43	35	50
C.Ellis-Yolmen	Mid	\$652,000	78%	38.40	1	38	38	38
B.Starcevich	Def/Mid	\$189,000	60%	46.70	2	35	31	39
N.Answerth	Def	\$416,000	65%	29.60	1	24		24
M.Adams	Def	\$430,000	58%	26.00	2	19	5	33
E.Smith	Fwd/Mid	\$170,000	33%	31.00	1	13	13	13
C.Ballenden	Fwd	\$170,000	52%	19.70	1	13	13	13
C.McFadyen	Fwd	\$170,000	21%	30.80	1	8	8	8



CARLTON

- Sam Docherty's return is a huge boost for everyone. He ranked second in the competition for uncontested marks in the defensive half across the pre-season, which highlights his elite ability to find the ball in space.
- Sam Walsh was the standout for the Blues across the pre-season, leading the club for uncontested possessions, contested possessions and handball receives. He dropped below 85 points in just two of his final 10 games in 2019

AVG & RANK
1352
14TH

NAME	POS	\$	TOG	PPM100	MT	AVG	1	2
P.Cripps	Mid	\$753,000	79%	98.00	1	96		96
S.Walsh	Mid	\$684,000	84%	89.70	2	92	97	86
E.Curnow	Mid	\$667,000	77%	89.20	2	83	74	92
S.Docherty	Def	\$563,000	81%	84.70	2	83	79	87
M.Kennedy	Fwd	\$359,000	77%	78.30	1	72	72	72
Z.Fisher	Fwd/Mid	\$469,000	81%	72.20	2	72	79	64
W.Setterfield	Mid	\$498,000	83%	70.30	2	71	47	95
N.Newman	Def	\$693,000	86%	65.10	2	68	58	78
J.Martin	Fwd/Mid	\$619,000	57%	95.70	2	67	52	81
M.Pittonet	Ruc	\$305,000	40%	135.40	1	65	65	65
K.Simpson	Def	\$595,000	76%	70.10	2	65	73	56
D.Cunningham	Fwd	\$477,000	74%	68.20	1	60	60	60
L.Plowman	Def	\$460,000	82%	57.80	1	59		59
J.Newnes	Mid	\$517,000	79%	60.40	2	58	52	64
M.Gibbons	Fwd	\$463,000	77%	60.20	2	56	45	67
J.Silvagni	Fwd	\$491,000	83%	54.50	2	55	52	57
M.Murphy	Mid	\$712,000	60%	72.00	1	54		54
L.Casbault	Def/Fwd	\$485,000	86%	51.90	2	54	46	62
J.Weitering	Def	\$417,000	94%	47.40	2	54	67	41
M.Kreuzer	Ruc	\$614,000	62%	70.40	2	54	40	67
P.Dow	Fwd/Mid	\$397,000	77%	53.50	2	50	48	52
L.Jones	Def	\$333,000	95%	43.00	2	50	59	40
D.Lang	Fwd	\$448,000	80%	51.60	1	49	49	49
E.Betts	Fwd	\$435,000	87%	40.20	1	43		43
T.Williamson	Def	\$251,000	83%	32.30	1	32	32	32
C.Polson	Fwd	\$195,000	49%	50.80	2	31	47	14
T.De Koning	Ruc	\$190,000	43%	55.80	2	29	27	31
M.McGovern	Fwd	\$362,000	56%	31.90	1	22		22
C.Marchbank	Def	\$419,000	54%	24.20	1	16		16
S.Philp	Mid	\$232,000	26%	40.00	1	12	12	12

COLLINGWOOD

- The durability of Jack Crisp makes him an excellent fantasy pick. He's coming off a career-best season, averaging 97 points, while his disposal output of 26 per game ranked fifth among defenders in the AFL.
- An average of 127 points across the pre-season makes a mockery Jeremy Howe's starting price. It remains to be seen if he can maintain that output, but he's unlikely to play a lockdown role as he did for most of 2019. Keep him on your radar.

AVG & RANK
1673
2ND

NAME	POS	\$	TOG	PPM100	MT	AVG	1	2
J.Howe	Def	\$515,000	91%	116.50	1	127		127
S.Sidebottom	Mid	\$731,000	82%	127.80	1	124		124
J.Crisp	Def	\$725,000	75%	129.90	2	115	124	106
D.Cameron	Ruc/Fwd	\$170,000	75%	123.00	1	107	107	107
C.Mayne	Mid	\$577,000	80%	106.60	2	106	113	98
A.Treloar	Mid	\$839,000	71%	125.60	1	103	103	103
J.Daicos	Mid	\$431,000	76%	97.20	2	87	73	100
J.Madgen	Def	\$288,000	85%	81.40	2	81	96	66
J.Noble	Def	\$400,000	83%	84.30	2	81	88	73
B.Maynard	Def	\$570,000	78%	80.50	2	79	83	74
D.Moore	Def	\$409,000	77%	85.70	1	78		78
B.Grundy	Ruc	\$906,000	86%	74.80	1	77		77
T.Adams	Mid	\$706,000	65%	121.10	2	75	99	50
J.Elliott	Fwd	\$502,000	76%	81.70	2	74	62	85
T.Phillips	Mid	\$672,000	86%	70.60	2	71	60	82
J.De Goey	Fwd	\$626,000	73%	81.80	2	70	60	79
C.Brown	Fwd	\$484,000	77%	76.20	2	69	72	66
J.Roughead	Def	\$412,000	94%	61.80	2	68	58	78
R.Wills	Mid	\$458,000	66%	87.10	2	68	64	71
B.Mihocek	Fwd	\$540,000	85%	63.30	2	63	76	50
M.Keane	Def	\$170,000	86%	61.00	1	61	61	61
M.Cox	Fwd	\$382,000	80%	59.40	2	56	68	43
S.Pendlebury	Mid	\$769,000	36%	123.30	1	53		53
N.Murphy	Def	\$218,000	45%	90.40	1	47	47	47
T.Brown	Mid	\$170,000	56%	67.20	2	44	53	35
J.Thomas	Fwd	\$439,000	56%	65.90	2	44	43	44
W.Hoskin-Elliott	Fwd	\$559,000	77%	44.80	2	41	42	39
J.Rantall	Mid	\$192,000	24%	107.10	1	30	30	30
J.Stephenson	Fwd	\$599,000	75%	25.50	1	25		25
A.Bosenavulagi	Fwd	\$170,000	62%	24.70	1	18	18	18
T.Bianco	Def/Mid	\$182,000	23%	57.70	1	15	15	15
B.Reid	Fwd	\$428,000	35%	31.70	1	13	13	13

ESSENDON

- Devon Smith's pressure game is central to his fantasy success. He ranked equal-fourth in the league for tackle attempts with 22 during the pre-season, of which 16 were effective tackles – ranked equal-second.
- Andrew McGrath looks set to play a permanent midfield role. He attended 68% of all centre bounces during the pre-season – ranked second at the club. McGrath ranked equal-seventh in the league for handball receives with 27

AVG & RANK
1538
7TH

NAME	POS	\$	TOG	PPM100	MT	AVG	1	2
D.Smith	Fwd/Mid	\$720,000	84%	89.40	2	97	84	110
D.Parish	Fwd/Mid	\$589,000	70%	103.90	2	94	104	84
A.Saad	Def	\$499,000	79%	103.30	1	94		94
A.McGrath	Mid	\$554,000	86%	84.70	2	94	78	110
D.Shiel	Mid	\$729,000	78%	89.10	2	90	89	91
J.Ridley	Def	\$444,000	84%	81.50	2	88	97	79
Z.Merrett	Mid	\$803,000	69%	94.40	2	84	68	100
M.Hurley	Def	\$574,000	71%	91.80	2	84	48	119
M.Redman	Def	\$511,000	60%	113.00	1	78		78
K.Langford	Fwd/Mid	\$524,000	82%	65.70	2	70	94	46
A.Phillips	Ruc	\$507,000	82%	64.30	2	69	71	66
B.Zerk-Thatcher	Def	\$312,000	88%	52.60	2	60	46	74
M.Guelfi	Mid	\$419,000	77%	57.50	2	58	56	59
J.Laverde	Fwd	\$425,000	82%	54.00	2	58	59	56
A.Francis	Def	\$400,000	85%	52.10	2	57	74	40
A.M-Tipungwuti	Fwd	\$467,000	69%	60.10	2	54	58	49
D.Zaharakis	Mid	\$590,000	52%	76.50	2	52	58	46
J.Townsend	Fwd	\$266,000	67%	55.20	2	48	42	53
T.Cutler	Mid	\$496,000	42%	93.80	1	45		45
O.Fantasia	Fwd	\$404,000	70%	49.40	2	45	38	51
M.Gleeson	Def	\$420,000	80%	43.20	2	45	38	51
S.McKernan	Fwd	\$505,000	79%	43.10	2	44	46	42
B.Ham	Fwd/Mid	\$303,000	63%	46.00	2	38	63	12
I.Mosquito	Fwd	\$170,000	30%	76.70	1	33	33	33
C.McBride	Def	\$170,000	61%	34.50	1	30	30	30
H.Jones	Fwd	\$212,000	40%	31.00	1	18	18	18

FREMANTLE

- The Dockers are set to play a different brand under Justin Longmuir and there is already evidence of this, taking 106 uncontested marks in their opening Marsh Community Series game. That would have been their highest in any match in 2019. Get on board!
- Andrew Brayshaw is a prime breakout candidate. He attended 68% of centre bounces during the pre-season – the highest percentage of any Docker. He also led them for disposals and contested possessions.

AVG & RANK
1552
5TH

NAME	POS	\$	TOG	PPM100	MT	AVG	1	2
R.Lobb	Ruc	\$588,000	86%	105.00	2	105	130	79
A.Brayshaw	Fwd/Mid	\$516,000	71%	126.80	2	104	90	118
B.Acres	Fwd/Mid	\$501,000	69%	125.30	1	104	104	104
M.Walters	Fwd/Mid	\$694,000	86%	103.10	1	101		101
J.Aish	Def	\$496,000	82%	102.00	1	100	100	100
L.Ryan	Def	\$594,000	85%	99.00	1	100	100	100
D.Tucker	Fwd/Mid	\$539,000	71%	114.80	1	93		93
N.Fyfe	Mid	\$779,000	84%	95.80	1	92		92
C.Blakely	Def	\$555,000	70%	91.70	1	77	77	77
A.Cerra	Def	\$451,000	74%	88.40	2	76	83	69
B.Bewley	Fwd	\$367,000	75%	82.30	2	72	67	77
T.Colyer	Fwd	\$448,000	71%	84.30	2	70	68	72
T.Duman	Def	\$489,000	81%	74.10	2	70	50	90
E.Hughes	Def	\$431,000	88%	63.70	2	65	57	73
C.McCarthy	Fwd	\$418,000	76%	70.10	2	62	50	74
R.Conca	Mid	\$554,000	86%	61.70	2	62	60	64
B.Banfield	Fwd	\$433,000	79%	67.20	2	62	76	47
G.Logue	Def	\$375,000	90%	56.50	2	59	66	52
B.Cox	Fwd	\$417,000	70%	66.70	2	54	31	77
T.Watson	Def	\$170,000	84%	52.30	2	51	51	51
S.Darcy	Ruc	\$511,000	60%	69.80	2	49	35	62
M.Crowden	Fwd	\$354,000	41%	100.00	2	48	34	62
M.Taberner	Fwd	\$622,000	83%	40.90	2	40	39	40
S.Hill	Def/Fwd	\$428,000	56%	54.70	1	35		35
B.Matera	Fwd	\$460,000	74%	39.80	1	35	35	35
C.Serong	Mid	\$256,000	39%	70.00	2	32	46	17
S.Sturt	Fwd	\$170,000	76%	35.40	2	32	36	27
H.Dixon	Fwd	\$195,000	37%	52.30	2	23	29	16

GEELONG CATS

- After a minor injury hiccup, Jack Steven had an immediate impact in his first outing as a Cats player, winning 26 disposals from 65% game time. He's set to replace Tim Kelly in the middle, attending 13 centre bounces – ranked third for the Cats.
- With Joel Selwood sidelined, Quinton Narkle looks set to continue as a centre bounce midfielder. He led the side for centre bounce attendances, disposals, and uncontested possessions during the pre-season.

AVG & RANK
1430
12TH

NAME	POS	\$	TOG	PPM100	MT	AVG	1	2
Q.Narkle	Mid	\$497,000	71%	108.20	2	93	99	86
J.Steven	Fwd/Mid	\$653,000	65%	120.00	1	90		90
Z.Tuohy	Def	\$507,000	76%	84.70	2	78	58	97
P.Dangerfield	Mid	\$798,000	66%	95.60	2	77	52	101
C.Guthrie	Mid	\$569,000	69%	85.10	1	74	74	74
T.Atkins	Fwd	\$395,000	85%	70.10	2	72	82	61
J.Clark	Mid	\$468,000	80%	71.90	2	69	80	58
G.Miers	Fwd	\$495,000	81%	70.80	2	69	65	73
H.Taylor	Def	\$426,000	76%	75.30	2	69	53	84
T.Stewart	Def	\$705,000	83%	68.50	2	69	52	85
Z.Guthrie	Def	\$312,000	82%	67.90	2	67	53	80
L.Dahlhaus	Fwd	\$574,000	84%	62.90	1	61		61
M.Blicavs	Def	\$505,000	90%	56.70	2	61	69	53
B.Parfitt	Fwd/Mid	\$536,000	75%	69.80	1	60		60
C.Constable	Mid	\$563,000	75%	59.60	1	56	56	56
D.Fort	Fwd	\$321,000	49%	92.40	2	55	60	50
R.Stanley	Ruc	\$603,000	49%	92.30	2	54	66	42
G.Rohan	Fwd	\$365,000	63%	68.40	2	52	73	31
J.Henry	Def	\$326,000	52%	85.00	1	51		51
J.Jenkins	Fwd	\$557,000	64%	64.90	2	50	46	54
J.Bews	Def	\$363,000	82%	49.20	2	49	40	57
T.Hawkins	Fwd	\$526,000	65%	57.70	2	45	48	42
J.Parsons	Mid	\$399,000	68%	52.10	2	43	44	42
B.Close	Mid/Fwd	\$170,000	70%	46.60	1	41	41	41
E.Ratugolea	Fwd	\$372,000	73%	42.30	2	37	29	45
J.Kennerley	Def	\$170,000	46%	64.90	2	36	56	16
G.Ablett	Fwd	\$658,000	77%	36.20	2	34	40	27
C.Stephens	Mid	\$240,000	64%	41.30	1	33	33	33
M.O'Connor	Def	\$439,000	41%	61.70	1	29		29
B.Jarvis	Def	\$170,000	59%	39.20	1	29	29	29
S.Menegola	Mid	\$710,000	28%	30.30	1	10		10

GOLD COAST SUNS

- **Hugh Greenwood** will take on a greater responsibility in the midfield at the Suns, increasing his game time to 81% during the pre-season, up from 73% in his final season at Adelaide. He ranked equal-second at the Suns for his centre bounce involvement.
- **Darcy MacPherson** is a massive pre-season bolter, ranking equal-third in the league for disposals during the Marsh Community Series. He won 46 disposals in the midfield zone, ranked equal-fifth in the league.

AVG & RANK
1656
3RD

NAME	POS	\$	TOG	PPM100	MT	AVG	1	2
D.MacPherson	Fwd/Mid	\$648,000	86%	116.40	2	124	131	117
D.Swallow	Mid	\$652,000	83%	107.80	2	110	93	127
W.Brodie	Mid	\$612,000	72%	114.30	2	104	104	104
B.Ainsworth	Fwd/Mid	\$483,000	60%	125.70	2	93	109	77
T.Miller	Mid	\$675,000	78%	93.80	2	91	93	88
H.Greenwood	Fwd/Mid	\$581,000	81%	90.00	2	90	114	66
B.Ellis	Mid	\$629,000	77%	92.60	2	88	80	96
Z.Smith	Ruc	\$430,000	76%	92.00	2	87	70	103
A.Sexton	Fwd	\$435,000	51%	107.00	2	76	107	45
L.Weller	Def	\$612,000	83%	74.10	2	76	63	89
J.Lukosius	Def/Fwd	\$388,000	66%	91.40	2	74	63	85
N.Holman	Fwd	\$470,000	74%	80.00	1	72		72
J.Bowes	Mid	\$531,000	77%	76.20	2	72	61	83
M.Rowell	Mid	\$270,000	43%	124.80	2	66	81	50
S.Lemmens	Fwd/Mid	\$369,000	61%	80.50	1	62	62	62
B.Fiorini	Mid	\$740,000	79%	58.80	1	57		57
P.Wright	Fwd	\$508,000	79%	57.40	2	56	84	28
J.Sharp	Mid	\$218,000	43%	96.30	2	52	43	60
J.Joyce	Def	\$436,000	74%	56.00	2	52	50	53
S.Day	Fwd	\$473,000	66%	60.70	2	50	33	66
C.Budarick	Mid/Fwd	\$170,000	66%	56.80	2	46	65	27
J.Dawson	Def	\$475,000	80%	43.90	1	43		43
N.Anderson	Mid	\$268,000	58%	59.40	2	43	55	30
B.King	Fwd	\$290,000	89%	37.50	1	42	42	42
S.Collins	Def	\$348,000	83%	35.10	2	36	45	27
C.Graham	Def	\$268,000	85%	32.20	2	34	24	44
J.Murdoch	Def	\$414,000	41%	61.40	2	31	16	46
J.McLennan	Def	\$170,000	59%	24.10	2	18	27	8

GWS GIANTS

• Tim Taranto's injury and the continued absence of Callan Ward has left the door ajar for one of Jackson Hatcly or Tom Green to fill the void. Green is the value pick, ranking second at the club for centre bounce attendances during the pre-season.

• Lachie Whitfield played in defence in his only pre-season match against the Tigers, winning 18 of 28 disposals in the defensive half of the ground. He also played on from just one of five kick-ins. It remains to be seen if he returns to defence in 2020

AVG & RANK

1759

1ST

NAME	POS	\$	TOG	PPM100	MT	AVG	1	2
S.Coniglio	Mid	\$769,000	85%	144.70	1	149		149
T.Greene	Fwd	\$730,000	84%	119.80	1	121		121
N.Haynes	Def	\$589,000	82%	113.00	1	113		113
J.Cameron	Fwd	\$649,000	85%	105.80	1	109		109
L.Whitfield	Fwd/Mid	\$844,000	84%	105.90	1	108		108
J.Kelly	Mid	\$860,000	83%	105.00	1	106		106
J.Hopper	Mid	\$695,000	75%	105.40	2	97	107	87
S.Reid	Def	\$481,000	77%	98.90	1	94	94	94
M.de Boer	Mid	\$519,000	81%	94.00	2	94	103	84
I.Cumming	Def	\$314,000	66%	114.30	2	92	83	101
A.Kennedy	Def	\$485,000	78%	95.80	2	92	110	74
J.Hately	Mid	\$456,000	74%	98.40	2	90	85	94
H.Shaw	Def	\$612,000	85%	84.50	2	88	110	65
S.Jacobs	Ruc	\$514,000	76%	92.50	2	87	64	109
D.Lloyd	Fwd	\$422,000	79%	79.50	2	78	84	71
Z.Langdon	Fwd	\$298,000	74%	85.60	2	77	92	62
H.Perryman	Mid	\$562,000	66%	92.60	2	75	59	91
T.Green	Mid	\$252,000	74%	80.00	2	72	76	68
P.Davis	Def	\$502,000	80%	69.70	1	69	69	69
I.Hill	Fwd	\$340,000	65%	82.70	1	67	67	67
B.Daniels	Fwd	\$450,000	73%	73.60	2	66	66	65
L.Ash	Def/Mid	\$264,000	70%	67.60	2	59	63	54
A.Corr	Def	\$265,000	67%	69.70	2	58	56	59
M.Buntine	Def/Fwd	\$381,000	74%	62.10	2	57	68	45
J.Finlayson	Fwd	\$525,000	74%	56.60	2	52	54	49
H.Himmelberg	Fwd	\$449,000	57%	69.50	2	49	65	33
S.Taylor	Def	\$318,000	77%	42.30	2	40	48	32
N.Shipley	Mid	\$170,000	40%	72.00	1	36	36	36
J.Caldwell	Mid	\$310,000	59%	48.60	1	36	36	36
K.Briggs	Def/Fwd	\$170,000	62%	35.10	1	27	27	27
X.O'Halloran	Mid	\$170,000	62%	27.30	1	21	21	21
T.Taranto	Mid	\$835,000	8%	40.00	1	4	4	4

HAWTHORN

• After the long-term injury to Blake Hardwick, it looks like Harry Morrison will get first crack at that role, and not Damon Greaves as we were all hoping for. Morrison won 23 disposals and scored 89 in the final pre-season match.

• Tom Mitchell is the 54th most expensive midfielder in the AFL. If that doesn't scream pick me, I won't know what will? He was workmanlike as always during the pre-season – averaging 101 points per 100 minutes game time.

AVG & RANK
1347
15TH

NAME	POS	\$	TOG	PPM100	MT	AVG	1	2
J.Sicily	Def	\$620,000	91%	103.80	1	109		109
I.Smith	Mid	\$630,000	82%	92.40	2	91	106	76
T.Mitchell	Mid	\$671,000	71%	101.20	2	86	72	100
J.Worpel	Mid	\$718,000	80%	81.30	2	79	76	81
J.O'Meara	Mid	\$739,000	60%	104.90	2	76	52	99
T.Scully	Mid	\$490,000	81%	77.40	2	76	58	93
J.Scrimshaw	Def	\$438,000	73%	85.70	1	72		72
L.Shiels	Mid	\$708,000	70%	84.50	2	71	66	76
J.Ceglar	Ruc/Fwd	\$562,000	68%	84.80	2	70	47	92
R.Henderson	Mid	\$717,000	77%	71.90	1	69	69	69
H.Morrison	Fwd/Mid	\$477,000	88%	62.10	2	66	42	89
J.Frawley	Def	\$370,000	84%	60.90	2	62	48	75
J.Patton	Ruc/Fwd	\$366,000	65%	67.50	2	53	71	35
P.Puopolo	Fwd	\$406,000	66%	65.20	2	52	65	38
B.McEvoy	Ruc	\$618,000	36%	58.60	1	51		51
T.O'Brien	Def/Fwd	\$439,000	80%	51.00	1	51	51	51
L.Breust	Fwd	\$506,000	82%	51.00	2	51	37	64
B.Hardwick	Def	\$536,000	84%	46.70	1	49	49	49
C.Wingard	Fwd/Mid	\$582,000	64%	62.30	2	48	53	43
O.Hanrahan	Fwd	\$372,000	87%	45.90	2	48	41	55
C.Nash	Fwd	\$301,000	85%	44.90	1	44		44
S.Burgoyne	Def	\$525,000	80%	46.70	1	43		43
C.Jiath	Def	\$302,000	53%	57.50	2	37	53	20
D.Greaves	Def	\$170,000	53%	55.10	2	35	62	8
S.Frost	Def	\$390,000	91%	31.70	2	35	31	38
J.Cousins	Mid	\$544,000	34%	79.00	2	32	43	21
B.Stratton	Def	\$277,000	87%	22.50	2	24	30	17
M.Walker	Fwd	\$170,000	35%	9.10	1	4	4	4

MELBOURNE

• Max Gawn returned from injury in the final Marsh Community Series clash – helping himself to 50 points in a half of football. He has enjoyed mixed success in his past three Round 1 games – scoring 111, 138 and 68 points in that order.

• Jack Viney comes into my team after two strong pre-season displays. Only Lachie Neale won more contested possessions than Viney, while ranking equal-seventh for disposals. He also ranked equal-first for stoppage disposals with 29.

AVG & RANK
1550
6TH

NAME	POS	\$	TOG	PPM100	MT	AVG	1	2
J.Viney	Mid	\$611,000	72%	131.80	2	112	110	114
C.Petracca	Fwd	\$563,000	87%	108.30	2	112	145	78
A.Tomlinson	Mid	\$574,000	92%	97.20	2	106	77	134
C.Oliver	Mid	\$786,000	83%	102.10	2	100	123	76
S.May	Def	\$527,000	82%	102.10	1	97		97
C.Salem	Def	\$665,000	83%	96.00	1	96	96	96
B.Fritsch	Def/Fwd	\$551,000	92%	84.90	1	90		90
M.Hibberd	Def	\$455,000	84%	89.40	2	89	62	115
E.Langdon	Mid	\$683,000	93%	78.30	2	87	79	94
A.Brayshaw	Mid	\$653,000	72%	97.60	1	81		81
T.McDonald	Fwd	\$473,000	92%	72.80	2	79	108	50
J.Harmes	Mid	\$698,000	85%	76.10	2	77	61	92
T.Sparrow	Fwd	\$293,000	60%	97.30	1	71	71	71
J.Lever	Def	\$418,000	96%	59.60	2	68	49	87
M.Brown	Fwd	\$508,000	74%	72.20	1	65	65	65
J.Lockhart	Fwd	\$419,000	73%	71.50	2	62	50	73
A.Neal-Bullen	Fwd	\$457,000	69%	71.80	2	59	40	77
J.Melksham	Fwd	\$555,000	85%	56.70	2	57	48	66
N.Jones	Def/Mid	\$546,000	45%	103.70	2	56	71	40
S.Weideman	Fwd	\$381,000	73%	61.50	2	54	74	33
M.Gawn	Ruc	\$826,000	41%	106.40	1	50		50
A.vandenBerg	Fwd/Mid	\$353,000	50%	79.80	2	48	78	17
C.Spargo	Fwd	\$412,000	71%	55.60	2	47	53	41
L.Jackson	Ruc	\$266,000	54%	48.00	2	31	17	44
N.Jetta	Def	\$342,000	79%	31.70	2	30	22	37
T.Bedford	Fwd	\$170,000	32%	75.70	1	28		28
O.McDonald	Def	\$286,000	97%	23.70	2	27	18	36
M.Hore	Def	\$459,000	38%	52.30	1	23		23

NORTH MELBOURNE

- With a long-term injury to Kayne Turner, there's a vacant spot in the Kangaroos' forward-line. Curtis Taylor put his hand up with a strong display against the Swans – having an equal game-high eight disposals inside 50 and five shots at goal.
- Todd Goldstein's name is often floated during the pre-season as alternative to the "big-two" rucks. He led the competition for points per 100 minutes game time during the pre-season and was the only ruck to notch 100 points in both games.

AVG & RANK
1429
13TH

NAME	POS	\$	TOG	PPM100	MT	AVG	1	2
S.Higgins	Mid	\$707,000	87%	113.00	1	122		122
T.Goldstein	Ruc	\$656,000	74%	114.80	2	105	108	101
J.Anderson	Mid	\$584,000	70%	97.70	2	85	72	97
A.Hall	Mid	\$527,000	73%	92.30	1	84		84
J.Polec	Mid	\$654,000	69%	94.10	1	80		80
J.Simpkin	Fwd/Mid	\$496,000	77%	79.50	2	76	76	75
T.Dumont	Mid	\$654,000	83%	72.20	2	74	72	76
J.Pittard	Def	\$531,000	83%	71.20	2	73	62	84
C.Taylor	Fwd	\$170,000	64%	88.50	2	70	45	94
S.Atley	Def	\$496,000	87%	63.70	2	69	64	73
J.Macmillan	Def	\$557,000	84%	65.20	2	68	77	58
J.Walker	Def	\$415,000	76%	67.90	2	64	72	55
T.Xerri	Ruc/Fwd	\$170,000	73%	69.40	2	63	99	26
P.Ahern	Def/Mid	\$463,000	62%	79.10	2	61	65	56
N.Larkey	Fwd	\$399,000	84%	55.80	2	58	48	67
T.Thomas	Fwd	\$410,000	63%	73.50	2	57	68	46
T.Garner	Fwd	\$424,000	57%	79.30	2	56	56	55
R.Tarrant	Def	\$482,000	78%	56.70	1	55		55
C.Zurhaar	Fwd	\$475,000	78%	52.10	2	50	63	37
B.Cunnington	Mid	\$608,000	61%	65.80	2	49	81	17
B.Scott	Mid/Fwd	\$329,000	85%	46.20	1	48	48	48
M.Williams	Def	\$411,000	60%	63.00	1	46	46	46
S.Durdin	Def	\$274,000	78%	46.30	1	44	44	44
L.McDonald	Def	\$431,000	85%	41.80	2	44	43	44
A.Bonar	Mid/Fwd	\$333,000	44%	75.90	2	41	71	11
K.Turner	Fwd	\$414,000	74%	41.80	1	38	38	38
J.Mahony	Mid/Fwd	\$204,000	71%	30.30	2	27	22	31
M.Daw	Def	\$333,000	73%	27.80	2	25	20	30
J.Ziebell	Fwd/Mid	\$666,000	38%	44.70	1	21		21
T.Murphy	Def	\$217,000	46%	23.90	1	17		17

PORT ADELAIDE

- Dan Houston is set for a prominent midfield role in 2020. He attended 65% of centre bounces across the pre-season – ranked equal-first at the Power. He also ranked equal-second for points per 100 minutes game time.
- Sam Powell-Pepper presents plenty of value at his price. He ranked equal-ninth in the AFL for attacking midfield disposals with 24, well ahead of another cut-price option – Hugh Greenwood.

AVG & RANK
1524
8TH

NAME	POS	\$	TOG	PPM100	MT	AVG	1	2
T.Boak	Mid	\$784,000	69%	121.60	2	104	111	97
S.Powell-Pepper	Fwd/Mid	\$559,000	71%	110.20	2	98	102	93
J.Westhoff	Fwd/Mid	\$574,000	67%	111.40	2	93	77	109
C.Dixon	Fwd	\$513,000	74%	90.90	2	85	107	62
D.Houston	Def/Mid	\$596,000	56%	111.40	2	78	95	61
C.Rozee	Fwd	\$539,000	69%	90.60	2	78	91	64
R.Gray	Fwd/Mid	\$603,000	82%	76.00	1	76		76
K.Amon	Mid	\$567,000	76%	79.30	2	75	60	89
P.Ladhams	Ruc/Fwd	\$414,000	71%	82.20	1	74	74	74
S.Motlop	Fwd	\$479,000	76%	76.20	2	72	100	44
H.Hartlett	Def	\$567,000	77%	74.10	2	72	69	74
D.Byrne-Jones	Def	\$640,000	82%	66.50	2	69	58	79
X.Duursma	Mid	\$581,000	72%	74.90	2	67	76	58
T.Rockliff	Mid	\$737,000	65%	79.60	2	65	65	64
R.Bonner	Def	\$497,000	80%	56.80	2	57	50	63
R.Burton	Def	\$536,000	76%	58.90	2	56	57	55
K.Farrell	Fwd	\$334,000	74%	59.10	2	55	41	69
T.Marshall	Fwd	\$385,000	59%	74.70	2	55	41	68
T.Jonas	Def	\$476,000	89%	45.50	2	51	51	50
S.Mayes	Mid	\$300,000	61%	59.00	1	46	46	46
Z.Butters	Fwd	\$421,000	68%	53.20	2	46	49	42
J.Lienert	Def	\$543,000	45%	73.50	2	42	44	39
T.McKenzie	Def	\$390,000	77%	43.20	2	42	37	46
S.Lycett	Ruc	\$619,000	45%	69.10	1	38		38
B.Ebert	Fwd	\$594,000	56%	52.90	2	37	45	28
M.Georgiades	Fwd	\$236,000	61%	47.00	2	36	37	34
T.Clurey	Def	\$430,000	82%	30.20	2	31	24	38
W.Drew	Mid	\$502,000	36%	61.40	1	27		27
T.Cox	Fwd	\$170,000	62%	15.20	1	12	12	12

RICHMOND

- After playing 67% of game time as a forward during last year's finals series, Dustin Martin attended 23 centre bounces in his only pre-season game against the Giants – ranked equal-second at the club. He won a team-high 16 forward half disposals and kicked two goals.
- Marlion Pickett ranked second at the Tigers for first possessions and clearances during the Marsh Community Series. He also ranked second at the club for his centre bounce involvement behind Dion Prestia.

AVG & RANK
1272
17TH

NAME	POS	\$	TOG	PPM100	MT	AVG	1	2
T.Lynch	Fwd	\$463,000	90%	99.10	1	109		109
D.Martin	Fwd/Mid	\$721,000	84%	91.20	1	93		93
J.Short	Def	\$522,000	85%	79.20	2	80	103	57
L.Baker	Def/Fwd	\$510,000	89%	72.00	2	76	102	50
T.Cotchin	Mid	\$525,000	73%	76.10	1	67		67
D.Prestia	Mid	\$738,000	71%	78.60	2	66	73	59
M.Pickett	Mid	\$170,000	84%	66.00	2	66	44	88
J.Caddy	Fwd/Mid	\$523,000	85%	65.30	2	66	67	65
D.Astbury	Def	\$416,000	85%	64.50	2	66	80	51
J.Ross	Mid	\$419,000	69%	81.30	1	65	65	65
D.Rioli	Fwd	\$417,000	73%	73.40	2	64	36	91
I.Soldo	Ruc	\$538,000	63%	80.50	2	60	54	66
J.Castagna	Fwd	\$511,000	83%	60.10	2	60	46	73
N.Broad	Def	\$372,000	84%	56.80	2	57	83	30
N.Vlastuin	Def	\$585,000	79%	59.60	2	56	76	36
C.Coleman-Jones	Ruc/Fwd	\$367,000	67%	68.10	2	55	50	59
R.Garthwaite	Def	\$331,000	71%	65.10	1	54	54	54
S.Stack	Def	\$536,000	74%	58.00	2	51	58	44
D.Grimes	Def	\$413,000	84%	50.00	2	50	56	44
S.Edwards	Def/Mid	\$549,000	83%	49.50	1	50		50
B.Houli	Def	\$766,000	84%	48.00	1	49		49
K.Lambert	Fwd	\$643,000	51%	77.00	2	47	59	35
S.Bolton	Fwd	\$473,000	81%	43.50	2	42	35	49
J.Aarts	Fwd	\$170,000	38%	68.20	1	30	30	30
M.Chol	Ruc/Fwd	\$391,000	84%	30.60	1	30	30	30
P.Naish	Mid	\$414,000	28%	87.90	1	29	29	29
J.Riewoldt	Fwd	\$434,000	92%	23.40	1	26		26
N.Balta	Ruc/Fwd	\$353,000	78%	26.40	1	24	24	24
R.Collier-Dawkins	Mid	\$170,000	55%	35.90	1	23	23	23
T.Dow	Mid	\$230,000	32%	51.30	2	20	24	15
J.Higgins	Fwd	\$497,000	65%	23.70	1	18	18	18
O.Markov	Mid	\$310,000	45%	22.60	1	12	12	12

ST KILDA

- Rowan Marshall attended 47 ruck contests per game during the pre-season which was well below his 69 per game in 2019. He won 75% of all disposals in the forward half of the ground – the equal third-highest percentage of any ruckman in the AFL. DPP status incoming!
- Luke Dunstan led the way across the pre-season, ranking fourth in the AFL for points per 100 minutes game time of any midfielder to play both games. He won 43 of 53 disposals in the midfield zone – ranked 15th in the league.

AVG & RANK
1558
4TH

NAME	POS	\$	TOG	PPM100	MT	AVG	1	2
T.Membrey	Fwd	\$523,000	86%	107.20	2	112	138	86
J.Billings	Mid	\$731,000	84%	101.00	2	104	106	101
L.Dunstan	Mid	\$637,000	68%	124.80	2	103	88	118
J.Steele	Mid	\$712,000	79%	103.10	2	100	86	113
Z.Jones	Mid	\$614,000	77%	96.70	1	88		88
B.Hill	Mid	\$658,000	69%	101.20	2	86	51	120
J.Lonie	Fwd	\$493,000	81%	87.20	2	86	77	94
J.Carlisle	Def	\$393,000	81%	74.30	1	75	75	75
R.Marshall	Ruc	\$736,000	77%	77.70	2	73	92	54
D.Roberton	Def	\$327,000	82%	71.40	1	70		70
H.Clark	Def	\$574,000	80%	71.60	2	70	69	70
D.Kent	Fwd	\$454,000	82%	68.30	2	68	66	70
B.Long	Fwd	\$392,000	84%	64.40	2	66	43	89
J.Gresham	Fwd/Mid	\$619,000	59%	89.00	1	65	65	65
S.Ross	Mid	\$700,000	63%	82.30	1	65	65	65
D.Butler	Fwd	\$384,000	83%	63.40	2	64	85	43
D.Hannebery	Mid	\$622,000	62%	85.10	1	63		63
B.Paton	Def	\$442,000	72%	71.40	2	63	59	66
P.Ryder	Ruc/Fwd	\$521,000	75%	59.30	2	54	52	56
D.Howard	Def/Fwd	\$403,000	82%	53.50	2	54	37	70
S.Savage	Def	\$581,000	64%	65.00	1	52	52	52
C.Wilkie	Def	\$444,000	83%	50.20	2	51	61	41
J.Battle	Def	\$508,000	56%	70.60	2	48	38	58
J.Geary	Def	\$448,000	68%	59.30	1	48		48
M.King	Fwd	\$170,000	76%	48.40	2	45	44	46
J.Sinclair	Fwd/Mid	\$493,000	84%	38.30	2	40	44	35
N.Coffield	Def	\$415,000	62%	51.30	2	39	63	15
E.Phillips	Mid	\$443,000	49%	44.10	1	26		26
J.Marsh	Def	\$246,000	24%	70.00	1	21	21	21
R.Abbott	Ruc	\$516,000	22%	66.70	1	18	18	18
D.McKenzie	Def	\$329,000	21%	61.50	1	16	16	16

SYDNEY SWANS

• Jordan Dawson's 97 points in the opening Marsh Community Series match needs to be put into context, as both Jake Lloyd and Callum Mills were missing from the side. He looks set to play across half-back regardless – ranking equal-first at the club for defensive 50 disposals.

• I doubt that Sam Naismith can produce the numbers that Reilly O'Brien did last season. Nonetheless, Naismith is back to full fitness, ranking 11th in the competition for points per 100 minutes game time during the pre-season. His ruck hitout rate ranked ninth of the top-20 rucks for contests attended.

AVG & RANK
1274
16TH

NAME	POS	\$	TOG	PPM100	MT	AVG	1	2
J.Kennedy	Mid	\$744,000	68%	125.60	2	106	68	143
J.Lloyd	Def	\$795,000	89%	88.20	1	97		97
L.Parker	Mid	\$731,000	74%	90.70	2	83	81	84
C.Mills	Def	\$559,000	95%	70.10	1	82		82
J.Dawson	Def/Fwd	\$614,000	86%	72.30	2	77	97	57
T.Papley	Fwd	\$574,000	83%	74.50	1	76		76
H.Cunningham	Def	\$581,000	81%	71.90	2	72	74	69
J.Rowbottom	Fwd/Mid	\$469,000	74%	75.40	2	69	53	85
S.Naismith	Ruc	\$284,000	64%	85.40	2	68	67	68
O.Florent	Mid	\$514,000	76%	64.00	2	61	73	48
S.Gray	Fwd	\$553,000	87%	53.00	2	57	59	55
L.Taylor	Mid	\$456,000	76%	60.40	2	57	40	73
A.Aliir	Def	\$478,000	86%	48.40	2	52	37	66
W.Hayward	Fwd	\$414,000	82%	48.50	2	50	44	55
D.Rampe	Def	\$589,000	67%	57.50	2	48	38	58
C.O'Riordan	Def	\$410,000	83%	45.90	2	48	49	46
W.Gould	Def	\$220,000	68%	55.30	1	47	47	47
D.Stephens	Mid	\$262,000	68%	52.40	2	45	41	48
C.Sinclair	Ruc	\$568,000	82%	42.10	2	43	31	54
I.Heeney	Fwd/Mid	\$666,000	74%	45.10	1	41		41
K.Brand	Def	\$314,000	84%	36.20	2	38	46	29
R.Clarke	Mid	\$460,000	28%	100.00	1	34		34
N.Blakey	Fwd	\$366,000	81%	32.20	2	33	47	18
J.McInerney	Mid	\$170,000	47%	55.70	2	32	60	4
G.Hewett	Mid	\$559,000	81%	32.00	1	32	32	32
B.Ronke	Fwd	\$360,000	46%	47.80	2	27	44	10
T.McCartin	Fwd	\$360,000	56%	35.80	2	25	15	34
R.Fox	Def/Fwd	\$389,000	46%	36.80	1	21	21	21
C.Warner	Mid	\$194,000	36%	29.50	1	13	13	13
M.Knoll	Ruc	\$170,000	22%	14.30	1	4	4	4

WEST COAST

• Jarrod Brander looks destined to play on a wing this season, a position he patrolled in the most recent pre-season game against the Dockers – finishing with 17 disposals and 13 uncontested possessions. As a DPP, he provides plenty of flexibility.

• Bailey J. Williams has put his hand up to partner Nic Naitanui in the ruck. In Williams' only pre-season match, he only won one hitout from 17 ruck contests. He did more around the ground though, finishing with 12 disposals, three marks and one goal.

AVG & RANK
1538
7TH

NAME	POS	\$	TOG	PPM100	MT	AVG	1	2
E.Yeo	Mid	\$762,000	78%	141.60	1	126		126
A.Gaff	Mid	\$824,000	87%	120.00	1	120		120
D.Sheed	Mid	\$705,000	87%	87.10	2	98	105	90
L.Shuey	Mid	\$749,000	82%	91.90	2	97	110	83
T.Kelly	Mid	\$719,000	84%	89.30	2	96	91	101
S.Hurn	Def	\$678,000	81%	86.60	2	91	84	97
L.Duggan	Def	\$495,000	85%	80.70	2	88	52	124
J.Redden	Mid	\$681,000	71%	91.80	2	84	60	107
L.Jetta	Def	\$454,000	79%	80.90	2	83	89	76
M.Hutchings	Mid	\$378,000	83%	72.90	2	78	73	83
J.Nelson	Def	\$358,000	74%	72.80	2	70	52	87
J.Cripps	Fwd	\$476,000	85%	59.60	2	65	70	60
N.Naitanui	Ruc	\$471,000	54%	92.10	2	64	64	64
J.Waterman	Fwd	\$456,000	74%	66.10	2	63	51	74
J.Kennedy	Fwd	\$401,000	77%	63.10	2	63	93	32
B.Williams	Def/Ruc	\$170,000	70%	59.00	1	59	59	59
L.Ryan	Fwd	\$422,000	86%	51.80	2	58	62	53
B.Sheppard	Def	\$611,000	86%	56.60	1	56		56
T.Barrass	Def	\$418,000	79%	51.00	2	52	42	62
J.Brandner	Def/Fwd	\$217,000	74%	53.40	2	51	45	57
B.Ah Chee	Mid	\$384,000	75%	45.80	1	49	49	49
J.Petrucelle	Fwd	\$379,000	73%	46.00	2	44	44	43
F.Watson	Def	\$361,000	40%	63.20	1	36	36	36
A.Treacy	Fwd	\$170,000	68%	36.70	1	36	36	36
N.Vardy	Ruc	\$373,000	52%	51.90	2	35	46	23
W.Schofield	Def	\$269,000	81%	31.60	2	33	39	27
J.McGovern	Def	\$511,000	56%	42.20	1	27		27
H.Brayshaw	Mid	\$170,000	21%	50.00	1	15	15	15
X.O'Neill	Mid	\$170,000	15%	44.40	1	8		8

WESTERN

- Marcus Bontempelli is in irresistible form. He ranked second for disposals and clearances in the AFL during the pre-season and ranked second in his position for points per 100 minutes game time of anyone to play both games.
- Surprisingly, Zaine Cordy is the leading kick-in player with seven at the Bulldogs across the pre-season, with Caleb Daniel taking just two. As a current owner of Daniel, I hope that trend reverts back to what it was in 2019

AVG & RANK
1514
9TH

NAME	POS	\$	TOG	PPM100	MT	AVG	1	2
M.Bontempelli	Mid	\$777,000	80%	128.70	2	126	151	100
T.English	Ruc	\$572,000	87%	113.20	1	120		120
L.Hunter	Mid	\$732,000	86%	103.80	2	109	116	101
J.Macrae	Mid	\$858,000	80%	101.50	2	99	126	72
J.Dunkley	Mid	\$824,000	85%	89.00	2	93	99	87
B.Smith	Fwd/Mid	\$513,000	81%	82.70	2	82	75	88
B.Williams	Def	\$575,000	85%	77.90	2	81	72	90
P.Lipinski	Fwd/Mid	\$634,000	77%	80.40	2	76	78	74
J.Bruce	Fwd	\$433,000	84%	68.90	1	71		71
J.Sweet	Ruc	\$170,000	71%	80.20	1	69	69	69
S.Lloyd	Fwd	\$577,000	76%	71.70	2	67	68	66
C.Daniel	Def	\$696,000	81%	66.30	2	66	77	55
A.Keath	Def	\$498,000	88%	61.10	2	66	77	55
H.Crozier	Def	\$531,000	83%	61.60	2	63	90	35
T.Dickson	Fwd	\$427,000	68%	73.50	1	61	61	61
B.Dale	Fwd	\$500,000	81%	60.30	2	60	65	55
E.Wood	Def	\$347,000	86%	56.20	1	59		59
J.Johannisen	Def	\$609,000	81%	57.30	2	57	60	54
J.Schache	Fwd	\$408,000	73%	55.10	2	49	79	19
Le.Young	Def	\$318,000	60%	64.90	2	48	61	35
M.Wallis	Fwd/Mid	\$588,000	59%	59.70	2	43	38	48
W.Hayes	Mid	\$484,000	40%	86.60	2	42	70	14
R.Smith	Fwd/Mid	\$329,000	53%	64.10	2	42	47	37
T.McLean	Fwd	\$506,000	61%	55.70	2	42	41	42
M.Suckling	Def	\$629,000	73%	44.90	1	40		40
Z.Cordy	Def	\$301,000	92%	33.90	2	38	32	44
R.Gardner	Fwd	\$170,000	93%	27.40	1	31	31	31
E.Richards	Fwd/Mid	\$378,000	33%	53.70	1	22	22	22